

# **AGALITE** SHOWER & BATH ENCLOSURES



## Table of Contents

Estate Collection	
Estate - Transcend Collection	2-3
Estate Swing Door and Sliders	4-5
Heavy Glass Hardware Options	6-7
Silhouette Collection	
Silhouette - Elite Collection	8
Silhouette Slider Collection	9
Accent Collection	10-11
Vision Collection	12-13
Fresco Collection	14-15
Designer Glass Options	16
Configurations	16-17
Glass Textures & Tints	18
Easy-Clean Glass Protection Options	19
Hardware Metal Finishes	19
Lifetime Warranty	20
Contact / Distributor Info	20

**BUILT TO LAST A LIFETIME**

# ESTATE - Transcend Collection

## Frameless Enclosures with 2" Exposed Rollers and 1" Diameter Headers

The Agalite Transcend is an innovative addition to our famous Estate Collection. 3/8" or 1/2" thick precision cut safety glass with high polished edges available in more than a dozen styles, is accentuated by luxuriously robust stainless steel components. Buy with extreme confidence, Transcend is backed by Agalite's industry leading Lifetime and Hardware Warranties.

Available in the most popular finishes: Chrome (polished stainless), Brushed Nickel (brushed stainless) and Oil Rubbed Bronze (powdercoat)

### GLASS TYPES

Clear	Flash	Glue Chip
Gray	Bubbles	Baroque
Bronze	Rain	Satin Etch
Low Iron - Ultra Clear Glass* Starphire®, Optiwhite™ or UltraWhite™		
Guardian Berman Glass editions (BGe)* aqui esto être ima		
<b>EasyClean<sup>10</sup></b> Available on all glass types listed above Glass Treatment		
<b>SHOWERGUARD</b> FOREVER BEAUTIFUL On clear glass. Also available on UltraWhite & SatinDeco®*		

\*Based on availability at Agalite manufacturing facilities.



## BY-PASS TUB & SHOWER Transcend Enclosures

Transcend By-Passing Shower or Tub Enclosure is an industry first with industry leading water protection capabilities engineered into every enclosure



Custom TRBSE with chrome (polished stainless) finish and clear glass

### Transcend By-Pass Shower or Tub Height Enclosure (TRBSE/TRBTE)

- The first 3/8" frameless sliding, by-passing "big wheel" complete door system. Exclusively by Agalite.
- Innovative tub jamb system:
  - Protects glass and walls
  - Highest degree of water protection available.
  - Eliminate need to notch sliding panels and makes use of stopper (on top of tubular headers) optional.
- All new "Soft Sill":
  - Retains water inside the shower, but is soft on feet and toes.
  - Is wheelchair (ADA) friendly. Wheel rolls over the flexible fin and base.\*
  - Easy on forearms and elbows when bathing children. Therefore, is perfect for tub units.

\*Cannot be made into 36" clear opening ADA compliant door.

- Comes standard with Euro Towel Bar (shown), or optional Allure 6" D-Pull, Mitered, Ladder or C-Pull. See page 12 for photo of Allure option.

## SINGLE SLIDING DOOR Transcend with 180° Panel



TRSE180 with oil rubbed bronze (powdercoat) finish and clear glass.

### Transcend Door and In-Line Panel Shower or Tub Height Enclosure (TRSE180/TRTE180)

- Exposed roller 3/8" or 1/2" frameless sliding door with single fixed panel.
- Comes standard with:
  - Choice of four handle options: D-Pull, Mitered, Ladder (shown) and C-Pull (see below).
  - Transcend "Soft Sill" innovation explained on page 2, or optional half round damn strips.
  - "Snap" glazing vinyl for dry glazing or "Center Clip" for wet glazing.
- Available in notched in-line panel configurations that allow built-in seats (minimum 44" threshold required).
- ADA compliant units requiring a 36" clear opening are possible in 3/8" thick glass. (74" maximum height, minimum 78" opening required).
- Available in Shower and Tub heights and configurations.

#### Choose one of the four 6" handle options.

D-Pull Mitered Ladder C-Pull



## SINGLE SLIDING DOOR Transcend with 180° and 90° Panel



Custom TRSE290 with chrome (polished stainless) finish and ShowerGuard glass

### Transcend Door with In-Line and 90° Return Panel (TRSE290/TRTE290)

- Same standard options as on the TRSE180/TRTE180.
- Minimum 44" threshold required.
- Available in Shower and Tub heights and configurations.

# ESTATE - Hinged Door and Slider Collection

## Custom Frameless Enclosures

The Agalite Estate Collection is an expression of elegance, style and quality. It is simply the best. Every Estate Collection enclosure is custom made to your specifications in the USA and Canada. Agalite Estate shower doors are crafted using heavy 3/8" or 1/2" tempered safety glass with high polished and mitered edges. All Estate shower doors use the highest quality solid brass hardware available in a variety of styles and finishes. The frameless design of Agalite's Estate Collection is a natural choice to highlight stone and tile work.

The unique header system of the Estate Collection Slider Door is engineered to support the extra weight of heavy 3/8" glass while maintaining a lifetime of smooth operation. The hardware is mechanically secured through holes in the glass, locking the hanger brackets and towel bars in place.

<b>GLASS TYPES</b>		
Clear	Flash	Glue Chip
Gray	Bubbles	Baroque
Bronze	Rain	Satin Etch
Low Iron - Ultra Clear Glass* Starphire®, Optiwhite™ or UltraWhite™		
Guardian Berman Glass editions (BGe)* aqui esto être ima		
<b>EasyClean<sup>10</sup></b> Glass Treatment		Available on all glass types listed above
 <b>SHOWERGUARD</b> FOREVER BEAUTIFUL On clear glass. Also available on UltraWhite & SatinDeco®*		

\*Based on availability at Agalite manufacturing facilities.



Custom ESD290 with chrome finish and ShowerGuard glass

## HINGED DOORS

The Estate Swing Door is a true frameless shower enclosure featuring a beautifully finished patch fit, self-centering hinge system. Hinges are available in the finish of your choice in wall to glass, glass to glass and pivot configurations complete with an industry leading 5 year warranty.



Stall Header: EX.1082

Custom ESD Neo Angle with ORB finish and clear glass (with header)




ESD290 with ORB finish and clear glass (without header)



Custom ESD290 with brushed nickel finish and clear glass (featuring clamps without header or wall channel)



Custom ESD290 with full length inline panel, brushed nickel finish and baroque glass (without header)



Custom ESD180 with brushed nickel finish and clear glass (without header)

## SLIDERS



Estate Transcend TRBSE by-pass 3/8" frameless slider in chrome finish and clear glass featuring EasyClean10



ETE with chrome finish and clear glass



ESE with chrome finish and clear glass

## ESTATE HARDWARE & FINISH OPTIONS

Estate Collection enclosures have a wide variety of options available. For additional hardware selections, options and metal finishes, please see pages 6-7. Special order hardware and finishes are available, ask dealer for lead times and availability.



Custom ESD180 with ORB finish and gray glass featuring EasyClean10



Standard ESE with chrome finish and ShowerGuard glass

# HEAVY GLASS HINGES

## Cozza & Porta (Beveled) Collections



## Vetta & Grazia (Squared) Collections



### WALL MOUNT HINGE

**Light Duty: 1/4"**  
Porta Jr.: HA.2641

**Standard Duty: 3/8" or 1/2"**  
Porta: HA.2601  
Porta Adjustable: HA.2621  
Grazia: HA.2611  
Grazia Adjustable: HA.2631

**Heavy Duty: 3/8" or 1/2"**  
Cozza: HA.2671  
Vetta: HA.2681

### 135° HINGE

**Light Duty: 1/4"**  
Porta Jr.: HA.2644

**Standard Duty: 3/8" or 1/2"**  
Porta: HA.2604  
Porta Adjustable: HA.2624  
Grazia: HA.2614  
Grazia Adjustable: HA.2634

**Heavy Duty: 3/8" or 1/2"**  
Cozza: HA.2674  
Vetta: HA.2684

### 180° HINGE

**Light Duty: 1/4"**  
Porta Jr.: HA.2642

**Standard Duty: 3/8" or 1/2"**  
Porta: HA.2602  
Porta Adjustable: HA.2622  
Grazia: HA.2612  
Grazia Adjustable: HA.2632

**Heavy Duty: 3/8" or 1/2"**  
Cozza: HA.2672  
Vetta: HA.2682

### 90° HINGE

**Standard Duty: 3/8" or 1/2"**

Porta: HA.2603  
Grazia: HA.2613

### PIVOT HINGES

Porta: HA.2605  
Grazia: HA.2615



### SLEEVE OVER DESIGN Clamp:

90°: HA.2667  
135°: HA.2668

Special order hardware and finishes are available, ask dealer for lead times and availability.

For technical, capacity or cutout information, please contact your Sales Representative, price catalog or authorized Agalite Dealer.

# HEAVY GLASS CLAMPS

## Cozza & Porta (Beveled) Collections



## Vetta & Grazia (Squared) Collections



### WALL TO GLASS Clamp:

Porta: HA.2651  
Grazia: HA.2661

### 135° GLASS TO GLASS Clamp:

Grazia: HA.2654  
Porta: HA.2664

### 180° GLASS TO GLASS Clamp:

Porta: HA.2652  
Grazia: HA.2662

### 90° GLASS TO GLASS Clamp:

Grazia: HA.2653  
Porta: HA.2663



Brushed Nickel

Oil Rubbed Bronze ORB (Anodized)

Polish Brass / Gold

Polish Silver / Chrome


Electroplate finishes (above) are standard for all Agalite Heavy Glass Hardware.

Most other special finishes or hardware styles are also available from Agalite through numerous partners/vendors.

Product color may vary.

Additional finishes available upon request.

## ROLLERS & ACCESSORIES



### Transcend Hardware:

Roller*:	HA.3001
Anti-Jump*:	HA.3002
Stopper*:	HA.3003
Wall Collar/Puck*:	HA.3004
Single Guide*:	HA.3005
Panel Connector*:	HA.3007
90° Adaptor:	HA.3009
Double Adaptor:	HA.3011
Double Guide:	HA.3012
Bar - 61"**:	HA.3021
Bar - 54"**:	HA.3025
Bar - 47"**:	HA.3027
Bar - 84"**:	HA.3028
Bar (Slider) - 60"**:	HA.3030

\* Shown in picture

**5**  
**YEAR**  
HARDWARE  
WARRANTY

Agalite's exclusive line of hardware has an industry leading five (5) year warranty.

Time tested with Hundreds of Thousands of pieces in service

## HEADER & WALL CHANNELS & VINYL

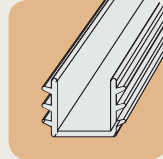


Stall Header: EX.1082



Header Filler:  
EX.1083

Use with EX.1082



Header Vinyl:  
VN:4010.CLR

Use with EX.1082 and 3/8" glass



3/8" Wet Glaze Wall Channel: EX.1014



1/2" Wet Glaze Wall Channel: EX.1015




3/8" DRY or WET Channel: EX.1018

Dry: use VN.4041  
Wet: use SP.2221



Centering Clip:  
SP.2221.CLR

Use with EX.1018 when wet glazing 3/8" glass



Snap Vinyl:  
VN:4031.CLR

Use with EX.1018 when dry glazing 3/8" glass

## ACCESSORIES



**STANDARD KNOB**  
Back-to-Back: HA.2791



**ROBE HOOK**  
HA.2821

Agalite Hardware comes standard with the Estate Collection or can be purchased separately

## HEAVY GLASS & ALLURE PULLS



**D-PULL**  
6" comes standard (HA.2701)  
8" is optional (HA.2702)




**LADDER PULL**  
6" x 10" (HA.2708)  
8" x 12" (HA.2709)



**MITERED PULL**  
6" (HA.2704)  
8" (HA.2705)



**C-PULL**  
6" (HA.2706)



Standard Euro Slider Towel Bar: HA.2728 (28" shown)  
Many popular lengths available from Agalite

## HEAVY AND ALLURE COMBOS



**D-PULL TOWEL BAR COMBO**  
6" x 18" (HA.2711)  
6" x 24" (HA.2714)




**MITERED TOWEL BAR COMBO**  
6" x 18" (HA.2731)  
6" x 24" (HA.2744)

## HEAVY AND ALLURE FIXED PANEL TOWEL BARS



**STANDARD TOWEL BAR**  
18" - HA.2741 or 24" - HA.2744



**MITERED TOWEL BAR**  
18" - HA.2751 or 24" - HA.2754

# SILHOUETTE ELITE Collection

## Innovative - Essential Elegance: 1/4" Semi Frameless Door with 3/8" Sidelite Panels

Silhouette Elite takes an innovative approach to updating traditional shower doors. Silhouette Elite minimizes sight lines by eliminating aluminum headers and center posts, yet still achieves unmatched water protection. Available in door only, door and 180 panel and door and panel with 90° return configurations.

The Silhouette Elite features a 1/4" semiframeless door with continuous hinge, magnetic strike with Clear-Poly latch, bottom sweep and drip deflector for a truly unobstructed view.

The 3/8" flat polished sidelite gives the heavy glass look and feel demanded by today's designers. The full width curb ensures enhanced water containment and easy installation. All Silhouette Elite's incorporate state-of-the-art "Centering Clip" / "Snap Vinyl" glazing system for easy install.

Choose one of the four 6" handle options.

D-Pull Mitered Ladder C-Pull



### GLASS TYPES

Clear	Flash	Glue Chip
Gray	Bubbles	Baroque
Bronze	Rain	Satin Etch

Low Iron - Ultra Clear Glass\*  
Starphire®, Optiwhite™ or UltraWhite™

Guardian Berman Glass editions (BGe)\*  
aqui esto être ima

**EasyClean<sup>10</sup>** Available on all glass  
Glass Treatment types listed above

**SHOWERGUARD**  
FOREVER BEAUTIFUL  
On clear glass.

Also available on UltraWhite & SatinDeco®

\*Based on availability at Agalite manufacturing facilities.

## SILHOUETTE ELITE



SESD180 with chrome finish and clear glass



SESD290 with notched panel, chrome finish and clear glass



# SILHOUETTE SLIDER Collection

## European Elegance: 1/4" Semi Frameless Sliders with Euro Headers and Towel Bars

Silhouette Sliders are becoming Agalite's most popular sliders. If you are looking for an exceptionally high quality slider with a rounded Euro design that is built to last a lifetime, then the Silhouette is your first choice.

Silhouette Slider Collection minimizes metal interruptions and increases the view by streamlining and eliminating components. All slider shower and tub doors in the Silhouette Collection incorporate several design features that ensure it is an attractive, easy to clean enclosure. Using the strongest method of fastening, the hardware is securely attached through holes in the glass, resulting in years of trouble-free operation.



SSE with brushed nickel finish and clear glass featuring EasyClean10



Euro Header standard  
(Traditional also available)


Euro Towel Bar standard  
(Classic also available)

Silhouette Sliders have clear center guide for a truly frameless look and easy cleaning.

STE with chrome finish and clear glass

## SILHOUETTE SLIDER OPTIONS

GLASS TYPES			
Clear	Flash	Glue Chip	
Gray	Bubbles	Baroque	
Bronze	Rain	Satin Etch	
Flemish	Obscure	Velvex	
	Narrow Reed		
Low Iron - Ultra Clear Glass* Starphire®, Optiwhite™ or UltraWhite™			
Guardian Berman Glass editions (BGe)* aqui esto être ima			
<b>EasyClean<sup>10</sup></b> Glass Treatment		Available on all glass types listed above	
<b>SHOWERGUARD</b> FOREVER BEAUTIFUL On clear glass. Also available on UltraWhite & SatinDeco®*			

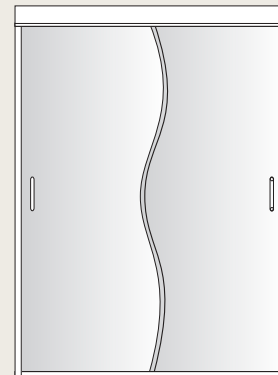


Optional Traditional Header  
EX.1040

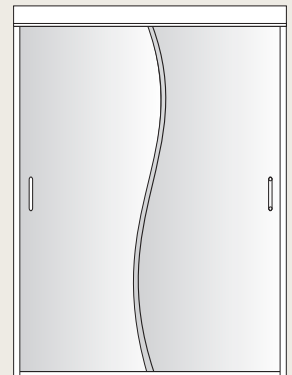


Optional Classic Towel Bar  
HA.3214

### Soft Curved Slider Options



"Three Bump" Agalite  
Soft Curve Slider  
Model SCS2



"Two Bump" Agalite  
Soft Curve Slider  
Model SCS2

# ACCENT Collection

## Affordable Indulgence: 1/4" Semi Frameless

The Agalite Accent Collection features 1/4" tempered safety glass, European styled hardware and a semi frameless look to create the perfect atmosphere for any bath or shower with a value that fits most remodel budgets.

Accent Swing Doors incorporate a through-the-glass patch hinge and full length magnetic closure system unlike anything else available on the market. The result is a contemporary swing door with superior water retention and design flexibility.

Accent is backed by Agalite's industry leading Lifetime Warranty that allows you the peace of mind that your enclosure will give you years of worry-free use.

## SWING DOORS



ASD Neo with chrome finish and low iron glass

Custom ASD290 with chrome finish and clear glass featuring EasyClean10



ASD with chrome finish and clear glass

## ACCENT HINGED DOOR OPTIONS

For standard Accent hardware finishes, please see page 19. Additional handle, towel bar, robe hook and accessories are available on pages 6-7.



Choose one of the four 6" handle options.  
D-Pull Mitered Ladder C-Pull

### Available Stall Header Options



Standard Stall Header  
EX.1021



Euro Header (optional)  
EX.1020

## SLIDERS

The Agalite Accent Collection features 1/4" tempered safety glass, European styled hardware and a semi frameless look to create the perfect atmosphere for any bath or shower with a value that fits most remodel budgets.

Agalite Accent Sliders represent the elite level of this type of enclosure. The options are numerous. Whether it's a glass type, finish color, header style or shoe decision, Accent sliders will meet your highest expectations.



ASE with optional Euro header & towel bar, chrome finish and clear glass featuring EasyClean10

ASE90 with step return panel, chrome finish and clear glass



ASE with Allure handle option, ORB finish and clear glass

## ACCENT SLIDER OPTIONS



Standard Slider Header  
EX.1040



Standard Accent Towel Bar




Optional Euro Slider Header  
EX.1049




Optional Euro Towel Bar

### Allure Pull Options

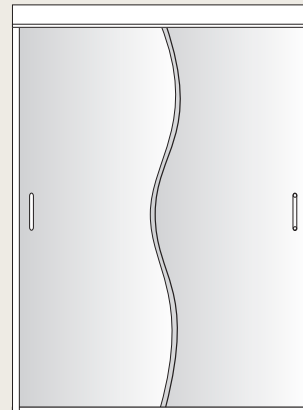


C-Pull Allure Option

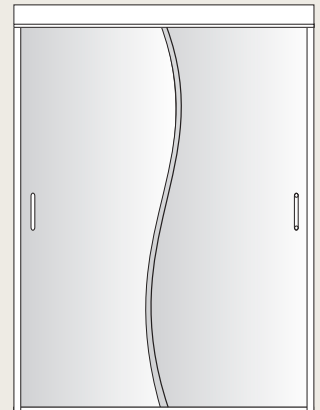


D-Pull Allure Option

### Soft Curved Slider Options



"Three Bump" Agalite  
Soft Curve Slider  
Model SCS2



"Two Bump" Agalite  
Soft Curve Slider  
Model SCS2

### GLASS TYPES

Clear	Flash	Glue Chip
Gray	Bubbles	Baroque
Bronze	Rain	Satin Etch
Flemish	Obscure	Velvex
	Narrow Reed	

Low Iron - Ultra Clear Glass\*  
Starphire®, Optiwhite™ or UltraWhite™

Guardian Berman Glass editions (BGe)\*  
aqui esto être ima

**EasyClean<sup>10</sup>** Available on all glass types listed above  
Glass Treatment

**SHOWERGUARD**  
FOREVER BEAUTIFUL  
On clear glass.

Also available on UltraWhite & SatinDeco®\*

\*Based on availability at Agalite manufacturing facilities.

# VISION Collection

## Style and Durability without the Frame: 3/16" Semi Frameless

Vision is an excellent choice for those seeking style and practicality as it offers the most options and flexibility of any shower door in its class.

The Vision Swing Door features an innovative full-length magnetic latch, one piece vinyl drip deflector and reversible, continuous hinge design which provides this semi frameless enclosure with unsurpassed water retention.

The contemporary header creates a striking, seamless enclosure to complement any decor.

Vision Swing Doors also have very popular optional upgrades available such as 1/4" tempered safety glass and Allure D-Pull handle.

Vision Sliding Doors feature a traditional header and double towel bar with minimal metal framing and polished vertical edges. Vision Sliders now come standard with Agalite's engineered 3/16" through-the-glass hanger brackets which are built to last a lifetime and provide years of worry free use and smooth operation.

### GLASS TYPES

Clear	Obscure	Reflective Bronze
Rain	Velvex	Reflective Gray
Bronze	Glue Chip	Gray

**EasyClean<sup>10</sup>** Glass Treatment Available on all glass types listed above



Optional upgraded handles also available.

D-Pull Mitered Ladder C-Pull

## SWING DOORS



VSD180 with chrome finish and clear glass



VSD Neo Angle with chrome finish and clear glass

## VISION HARDWARE OPTIONS

For standard Vision hardware finishes, please see page 19.

For Allure handle, towel bar and metal finish options, please see pages 6-7.




**Standard Vision Slider Towel Bar**




**Standard Vision Handle**



**Standard Stall Header/Curb**  
EX.1171



**Standard Slider Header**  
EX.1040



**Optional Euro Slider Header**  
EX.1049



VSD90 Swing with return, ORB finish and rain glass

## SLIDERS



VSE with oil rubbed bronze finish and rain glass



VTE with Euro header, brushed nickel finish and clear glass



VSE90 with step, white finish and clear glass

# FRESCO Collection

## The Perfect Balance of Style and Long Term Durability: 3/16" Framed

Agalite's Fresco Collection features fully-framed enclosures designed to accentuate the beauty of 3/16" safety glass, trimmed in your choice of metal finish.

Fresco Sliders feature a sleek, low-profile, fully framed sliding door and are built to last a lifetime. The contemporary header and one-piece towel bar far exceed industry standards for comparable models. Fully round Euro header also available.

The Fresco Swing Door enclosure features a continuous hinge system and full length magnetic strike for exceptional water retention and smooth operation. An integrated handle comes standard with a large selection of through-the-glass hardware options available.

## SWING DOORS



FSD180 with chrome finish and clear glass



FSD90 with ORB finish and rain glass



FSD Neo chrome finish and clear glass

## SLIDERS



FTE with chrome finish and clear glass



FTE with Euro header option, chrome finish and rain glass.



FSE with chrome finish and clear glass

# FRESCO

## FRESCO HARDWARE OPTIONS

For standard Fresco hardware finishes, please see page 19.

For Allure handle, towel bar and metal finish options, please see pages 6-7.



Standard Fresco Towel Bar



Standard Fresco Handle



Standard Stall Header/Curb  
EX.1171



Standard Slider Header  
EX.1040



Optional Euro Slider Header  
EX.1049

### GLASS TYPES

Clear	Flemish	Narrow Reed
Rain	Obscure	Reflective Bronze
Bronze	Velvex	Reflective Gray
Gray	Glue Chip	

**EasyClean<sup>10</sup>** Available on all glass types listed above  
Glass Treatment



Optional upgraded handles also available.

D-Pull Mitered Ladder C-Pull



FSD180 with step, chrome finish and P-516 obscure glass

# DESIGNER GLASS OPTIONS

## Decorative Glass Designs



Mountain Top



Arch Top

## Face Bevel

Double Lines and Trumpet - FB1



Diamonds - FB8



Lines and Trumpet - FB4



Diamonds and Crosses - FB9

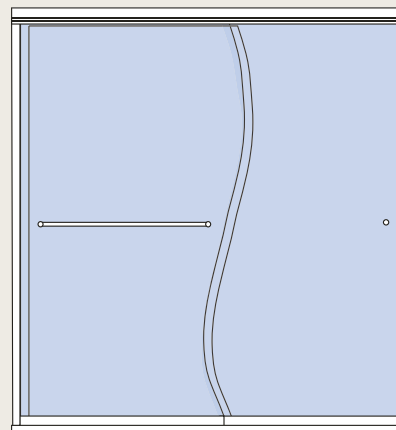


Accent ATE with ORB and satin etch glass (Diamonds & Crosses face bevel pattern)

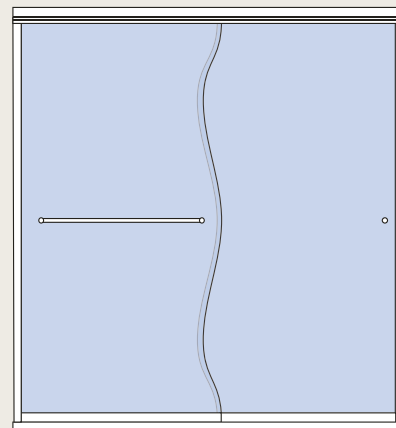
## Soft Curve Sliders



Accent ATE with ORB, Euro header and Allure D-Pulls and bubbles glass featuring "Three Bump" Soft Curve Slider Model SCS03



"Two Bump" Agalite Soft Curve Slider Model SCS02



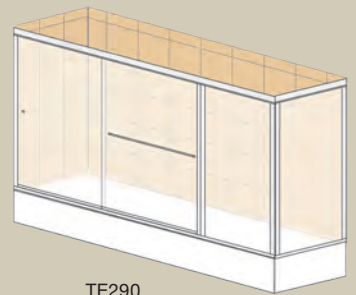
"Three Bump" Agalite Soft Curve Slider Model SCS03



SE



TE180 with step



TE290



SD



SD180



SD290 PAW



SD290 PAW with 1 step

PAW: Panel Against Wall  
DAW: Door Against Wall



SD NEO ANGLE





TE



SE180



TE180



SE180 with step



TE90



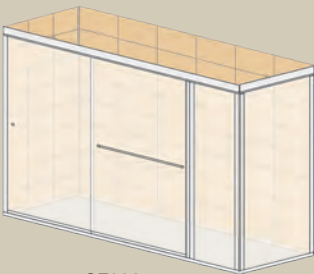
SE90



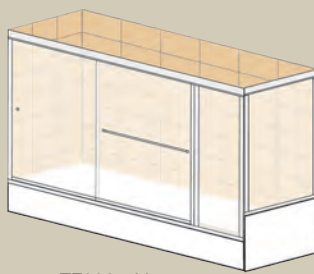
SE90 with step



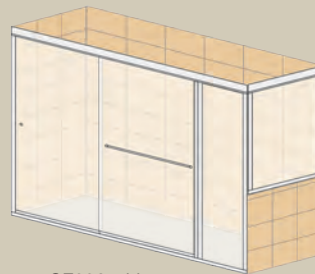
TE90 with step



SE290



TE290 with step



SE290 with step



SD180 with step



SD280



SD280 with step



SD280 with 2 steps



SD90



SD90 with step



SD290 PAW with 2 steps



SD290 DAW



SD290 DAW with 1 step



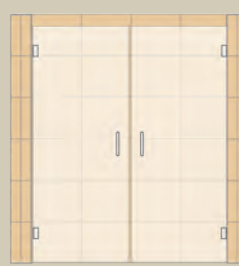
SD290 DAW with 2 steps



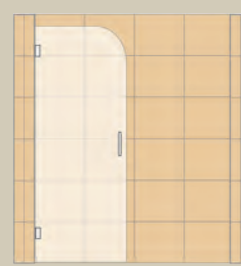
SD NEO with 1 step



SD NEO with 2 step



Double door



Tub screen

# common configurations

# glass offerings



Baroque



Clear



Satin Etch



Delta Frost



Low Iron



Low Iron Satin Etch



Flemish



Rain



Velvex (3/16")



Narrow Reed



Gray Tint & Reflective Gray



esto Berman Glass editions



Bubbles



Bronze Tint & Reflective Bronze



aqui Berman Glass editions



Flash



Glue Chip



être Berman Glass editions



P-516 Obscure



ima Berman Glass editions

# EASY-CLEAN GLASS

## EasyClean<sup>10</sup> Glass Treatment

EasyClean10 Glass Treatment protects glass against dirt, grime and soap scum from staining, etching or discoloring the surface. EasyClean10 repels water (hydrophobic) leaving an easy to clean surface with characteristics very similar to a non-stick fry pan. The ultra-thin coating is also completely invisible and does not change the look or finish of the surface.

### Glass Protection with a 10 Year Warranty!

EasyClean10 is available for every Agalite Collection in every thickness, texture and tint.

### For The Homeowner

- ~ Keeps glass looking like new ~
- ~ Reduces water spots ~
- ~ Is always easier to clean ~
- ~ Stays cleaner for longer ~
- ~ Significantly reduces the growth of bacteria ~



## SHOWERGUARD™ FOREVER BEAUTIFUL

ShowerGuard by global glass manufacturer Guardian Industries is also available through Agalite and is a very popular choice for shower enclosure protection.

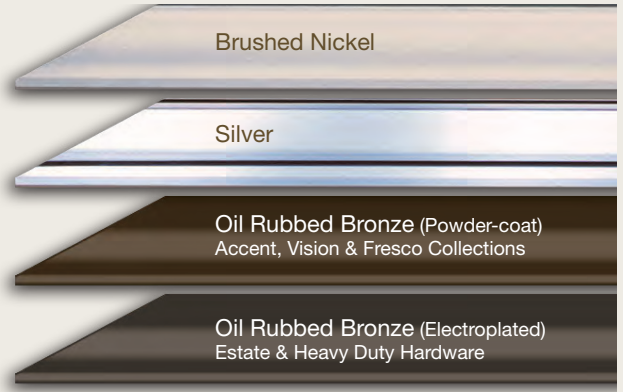
ShowerGuard offers a limited lifetime warranty and is available in clear and low iron glass for the Agalite Estate and Accent Collections in 1/4" (6mm), 3/8" (10mm) and 1/2" (12mm).



Custom ESD with clear glass  
(courtesy of Aspen Glass, Inc.)

# HARDWARE FINISHES

Standard electro-plate or powder-coat finishes



Brushed Nickel

Silver

Oil Rubbed Bronze (Powder-coat)  
Accent, Vision & Fresco Collections

Oil Rubbed Bronze (Electroplated)  
Estate & Heavy Duty Hardware

Optional electro-plate or powder-coat finishes

Accent, Vision & Fresco Collections  
Additional cost and leadtimes may apply.



Silver Satin

Gold

Almond

Sand

White

Copper Vein



ASD with oil rubbed bronze finish and clear glass

ESTABLISHED

# 1952



## Lifetime Warranty

Agalite Shower and Bath Enclosures offers a limited Lifetime Warranty on its units and a five (5) year Limited Warranty on Agalite's exclusive Heavy Glass Hardware (see dealer or website for complete details). Other manufacturers' lines of heavy glass hardware distributed by Agalite have a three (3) year limited warranty.

Protect your glass against permanent water stains by adding a EasyClean10, a stain shielding, easy clean glass treatment with a ten year warranty or ShowerGuard glass with a lifetime warranty. Order today to reduce your cleaning time and protect your investment.

## Contact Information

- Ⓜ Canada  
1-800-242-8488 / 604-420-3600
- Ⓜ Dallas, TX  
1-855-373-6865 / 972-629-6890
- Ⓜ Pueblo, CO  
1-800-269-8342 / 719-948-9507
- Ⓜ Salt Lake City, UT  
1-800-552-2227 / 425-656-2626
- Ⓜ Seattle, WA  
1-800-552-2227 / 425-656-2626
- Ⓜ South Bend, IN  
1-800-269-8343 / 574-282-8105
- Ⓜ Southern California  
1-800-550-9060 / 714-632-7478
- Ⓜ Union City, CA  
1-800-550-9060 / 714-632-7478
- Ⓜ Wilsonville, OR  
1-800-552-2227 / 425-656-2626



[www.agalite.com](http://www.agalite.com)  
[info@agalite.com](mailto:info@agalite.com)

Distributed by:



Visit [www.agalite.com](http://www.agalite.com) to find a dealer in your area

**BUILT TO LAST A LIFETIME**

Ref# 6018 Agalite Product Brochure 01/2016